

1. TRAFFIC SIGNS

- REGULATORY SIGNS
- WARNING SIGNS
- CONSTRUCTION & MAINTENANCE GUIDE SIGNS
- ROUTE MARKER SIGNS
- DESTINATION & DISTANCE SIGNS
- INFORMATIONAL SIGNS
- SCHOOL SIGNS

2. GENERAL SIGNS

- COMMON SIGNS
- ROLL-UP SIGNS
- CUSTOM SIGNS
- OSHA SIGNS
- REFACED SIGNS
- HINGED SIGNS
- ADA SIGNS
- MAGNETIC SIGNS
- ENGRAVED SIGNS
- CAST LETTERING
- CAST PLAQUES
- CONE SIGNS
- ALUMINUM BLANKS
- SIGN SUPPLIES

3. SIGN POSTS & STANDS

- BREAKAWAY POST SYSTEMS
- POST DRIVE CAPS
- POST PULLERS
- AUTOMATIC POST DRIVERS
- V-LOK POST SYSTEMS
- STEEL POST SLEEVES
- PORTABLE SIGN STANDS
- SIGN STANDS (NCHRP-350 CERTIFIED)

4. SIGN BRACKETS & HARDWARE

- STREET ID BRACKETS
- ARM BRACKETS
- CAB 1 BRACKETS
- SIGN FIX BRACKETS
- Z-BAR BRACKETS
- BANDING SUPPLIES
- VANDAL PROOF BOLTS
- RIVETS
- BRACKET APPLICATIONS

TABLE OF CONTENTS

5. ROADWAY MARKING PRODUCTS

- MARKING PAINT
- TRAFFIC PAINT
- ATHLETIC PAINT
- PAINT STRIPERS
- GLASS BEADS
- ROAD MARKING TAPES
- SURVEYOR FLAGS & TAPES
- PAINT STENCILS

6. ROADWAY DELINEATOR PRODUCTS

- FLEXIBLE POSTS
- HYDRANT MARKERS
- GUARDRAIL MARKERS
- PLASTIC BARRICADES
- TRAFFIC CONES
- BARRICADE LIGHTS

7. SAFETY PRODUCTS

- PERSONAL PROTECTIVE WEAR
- HAND CLEANERS
- ROAD FLARES
- BARRIER TAPES
- REFLECTIVE TRUCK TAPE
- SAFETY FLAGS
- SAFETY VESTS
- RAIN SUITS
- TYVEK COVERALLS
- STOP/SLOW PADDLES
- OVERSIZE LOAD BANNERS

8. CONSTRUCTION EQUIPMENT

- SHOVELS
- ASPHALT LUTES
- ROAD RAKES
- STREET BROOMS
- CRACK SEAL SQUEEGEES
- DUCT TAPE
- ORANGE SOLV
- SAFETY FENCE
- METAL DETECTORS
- MEASURING WHEELS
- GEOTEXTILE FABRICS
- CAR STOPS
- SPEED BUMPS
- PLASTIC PARK PRODUCTS
- CAR & TRUCK LETTERING

LETTERS OF APPRECIATION

BERKS TRAFFIC & LINE PAINTING, INC.



P.O. BOX 472
BLANDON, PA 19510-0472
Phone: (610) 926-2411
Fax: (610) 926-0883

ATTN: GARY WETZEL
EJB, MILLER MUNICIPAL DIVISION
1117 SNYDER ROAD
WEST LAWN, PA 19609

FEBRUARY 21, 2005

Dear Gary:

We are writing today to express our thanks and appreciation for the services your company has provided us with this past year. Your pricing has remained competitive, and we could not ask for more prompt, attentive service and delivery. The products you provide us with are always top quality. Your staff is courteous, knowledgeable and always willing to go the extra mile to meet our, sometimes, quick deadlines.

We look forward to continuing this positive business relationship well into the future.

Sincerely,

BERKS TRAFFIC & LINE PAINTING, INC.


John E. Schaeffer
General Manager



BUREAU OF POLICE

BOROUGH OF WYOMISSING

22 Reading Boulevard
Wyomissing, Pennsylvania 19610-2083
(610) 375-6101
FAX (610) 376-9169
www.wyomissingpa.org

RONALD N. WEITZEL, Mayor
JEFFREY R. BEHL, Chief of Police

February 23, 2005
Gary Wetzel
Miller Municipal Supply
1117 Snyder Road
West Lawn, Pa. 19609

Dear Gary,

I wanted to take this opportunity to express our pleasure in the recent work your company has done for the Wyomissing Borough Police Department. It was very difficult to find a company that could meet our needs for the custom markings that we require on our police cars. You and your staff were outstanding in helping us achieve our goal of a unique striping for our marked units.

It should be noted that over the years the quality of each job has not varied with the results being above average. The installation has held up for the years that we have used the cars, every day, 24 hours a day, in all weather conditions. It is obvious that this type of workmanship is the result of a staff that takes pride in what they do.

In closing I would like you to know that as a customer I appreciate the extra effort. I appreciate that you have met every time table asked of you for my convenience. You and your company should be proud of the product that you produce and the customer relations that you enjoy.

Sincerely yours,


Robert F. Johnson
Sergeant
Wyomissing Police Department

MorganRail, Inc.

P.O. Box 313, Temple, Pa. 19560 Phone 610-926-9526 Fax 610-926-9528

December 23, 2004

Gary Wetzel
E.J. Breneman, L.P.
Miller Municipal Division
1117 Snyder Road
West Lawn, PA 19609

Dear Gary,

I wish to thank you and your team for the great support your company has given MorganRail Inc. over the last 5 plus years of service. I would like to personally thank you for keeping up with the large demands that PennDOT places on our company, with short construction schedules and multiple design changes to their plans and sign tabulations. We look forward to increasing our sign installation, and working with you and E.J.B. on PennDOT projects.

Sincerely,


Gary S. Hadden

Mr. Gary Wetzel
Miller Municipal Supply
1117 Snyder Road
West Lawn, PA 19609

February 24, 2005

Dear Gary,

I have been using Miller Municipal Supply as my sign maker for the last five years. Their staff is very knowledgeable. I have found them to be an excellent resource for keeping up with new regulations for signs and traffic control devices. My orders are filled quickly and correctly.

As well as making individual signs, Miller Municipal supplies all of my hardware, posts and tools.

I have attended several presentations given by Miller Municipal's Mark Sterley regarding new regulations concerning traffic control, safety and retroreflectivity. His presentations are informative and educational. My staff has found the question and answer portion of Mark's talks useful and informative.

Sincerely


Robert McNichols Jr.

TRAFFIC SIGNS

REGULATORY SIGNS

WARNING SIGNS

CONSTRUCTION & MAINTENANCE GUIDE SIGNS

ROUTE MARKER SIGNS

DESTINATION & DISTANCE SIGNS

INFORMATIONAL SIGNS

SCHOOL SIGNS

REGULATORY SIGNS



R1-1
24 x 24
30 x 30
36 x 36
48 x 48



R1-1B
24 x 30
30 x 36



R1-1-1
24 x 30



R1-2
36 x 36
48 x 48
60 x 60



R1-2A
24 x 24



R1-3
12 x 6



R1-4
18 x 6



R1-5
24 x 18



R2-1
24 x 30
30 x 36
48 x 60



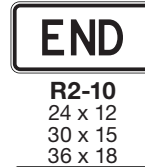
R2-2-1
30 x 36
36 x 48



R2-2-2
24 x 36
36 x 54



R2-5
24 x 30
30 x 36
36 x 48
48 x 60



R2-10
24 x 12
30 x 15
36 x 18



R9-3-3
24 x 12
30 x 15
36 x 18



R3-1
24 x 24
30 x 30
36 x 36
48 x 48



R3-2
24 x 24
30 x 30
36 x 36
48 x 48



R3-3
24 x 24
36 x 36
48 x 48



R3-3-3
24 x 30



R3-4
24 x 24
30 x 30
36 x 36
48 x 48



R3-1B
24 x 24
30 x 24



R3-5L
30 x 36



R3-5R
30 x 36




R3-5S
30 x 36



R3-6LS
30 x 36



R3-6LSR
30 x 36



R3-6SR
30 x 36



R3-7L
30 x 30
48 x 48



R3-7R
30 x 30
48 x 48



R3-7-1L
30 x 30
48 x 48



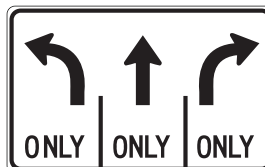
R3-7-1R
30 x 30
48 x 48



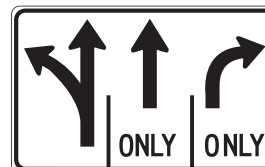
R3-8A (L-S)
30 x 30



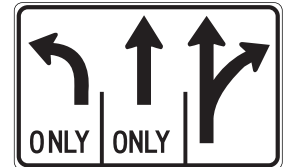
R3-8A (L-SR)
30 x 30




R3-8B (L-S-R)
48 x 30



R3-8B (LS-S-R)
48 x 30



R3-8B (L-S-SR)
48 x 30



R3-8A (L-R)
30 x 30



R3-8A (LS-R)
30 x 30

REGULATORY SIGNS




R3-9A
30 x 36



R3-9B
24 x 36
36 x 48



R4-1
24 x 30
36 x 48
48 x 60



R4-1A
36 x 48



R4-2
24 x 30
36 x 48
48 x 60



R4-5
24 x 30
36 x 48
48 x 60



R4-7
24 x 30
36 x 48
48 x 60



R4-7-B
24 x 30
36 x 48
48 x 60



R4-8
24 x 30
36 x 48
48 x 60



R4-8B
24 x 30
36 x 48
48 x 60



R4-13
36 x 48
48 x 60



R4-14
24 x 30
36 x 48



R4-18
30 x 30



R4-19
24 x 30
36 x 48



R5-1
30 x 30
36 x 36
48 x 48



R5-1A
36 x 24
48 x 36



R5-2
24 x 24
30 x 30
36 x 36
48 x 48



R5-2-3
24 x 18
36 x 30
48 x 36



R5-2-4
24 x 12



R5-3
24 x 24



R5-3-1
24 x 30



R5-3-4
30 x 24



R5-3-6
24 x 30



R5-6
24 x 24
30 x 30



R6-1L
36 x 12
48 x 18



R6-1R
36 x 12
48 x 18



R6-2L
18 x 24
24 x 30
30 x 36



R6-2R
18 x 24
24 x 30
30 x 36



R6-10
24 x 30
36 x 48



R6-11
24 x 30
36 x 48



R6-12
24 x 30
36 x 48



R7-2
12 x 12
24 x 18



R7-2A
12 x 18



R7-2B
12 x 18



R7-3
12 x 18

REGULATORY SIGNS



R7-4
12 x 18
24 x 36



R7-5
12 x 18



R7-6
12 x 12
24 x 18



R7-6A
12 x 18



R7-7A
12 x 18



R7-7S



R7-7D
12 x 6
24 x 12
36 x 18



R7-8
12 x 18



R7-8A
12 x 6



R7-201
12 x 6



R7-8B
12 x 18



R7-10
12 x 18



R7-107A
12 x 24
12 x 30



R7-22
18 x 24



R8-3A
12 x 12
24 x 24
36 x 36



R10-10-2
24 x 30
30 x 36



R16-5
24 x 24



R10-10R
24 x 30
30 x 36



R10-11
24 x 30
30 x 36
36 x 48



R10-12
30 x 36



R10-20
30 x 36



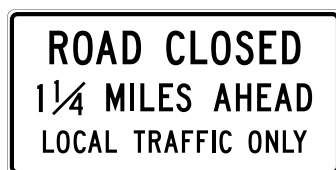
R10-21
24 x 30



R11-2
48 x 30



R11-2-1
48 x 30



R11-3
60 x 30



R11-4
60 x 30



R12-1
24 x 30
36 x 48



R12-1A
36 x 30



R12-1-1
24 x 18
36 x 24



R12-1-2
24 x 12
36 x 12



R12-4
24 x 18
36 x 24



R14-9
30 x 36



R14-10
48 x 36



R14-12
30 x 30
48 x 48



R14-13
30 x 30
48 x 48



R15-1&2
48 x 9



R22-1
48 x 36
72 x 48

WARNING SIGNS



W1-1L
30 x 30
48 x 48



W1-2L
30 x 30
48 x 48



W1-3L
30 x 30
48 x 48



W1-4L
30 x 30
48 x 48



W1-5L
30 x 30
48 x 48



W1-5-1
36 x 36



W1-1LR
30 x 30
48 x 48



W1-1LS
30 x 30
48 x 48



W1-2LRB
30 x 30
48 x 48



W1-20R
30 x 30
48 x 48



W1-4LA
36 x 36
48 x 48



W2-1
30 x 30
48 x 48



W2-1-1L
30 x 30
48 x 48



W2-2
30 x 30
48 x 48



W2-2D
30 x 30
48 x 48



W2-3L
30 x 30
48 x 48



W2-4
30 x 30
48 x 48



W2-5
30 x 30
48 x 48



W2-3-1L
30 x 30
48 x 48



W2-5-1L
30 x 30
48 x 48



W1-6
48 x 24
96 x 48



W1-7
48 x 24
96 x 48



W1-8
18 x 24
24 x 30



W3-1A
36 x 36
48 x 48



W3-1-1
36 x 36
48 x 48



W3-2A
36 x 36
48 x 48



W3-2-1
36 x 36
48 x 48



W3-3
36 x 36
48 x 48



W4-1L
30 x 30
36 x 36
48 x 48



W5-1
30 x 30
36 x 36



W5-1-1
36 x 36



W5-2A
30 x 30
36 x 36

WARNING SIGNS



W5-3
36 x 36
48 x 48



W5-3A
36 x 36
48 x 48



W5-4-1
36 x 36
48 x 48



W5-5
36 x 36
48 x 48



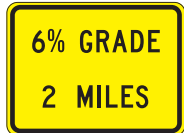
W7-1
30 x 30
48 x 48



W7-3
24 x 18
30 x 24



W7-3A
24 x 18
30 x 24



W7-3B
24 x 18
30 x 24



W7-3C
18 x 18
24 x 24
30 x 30



W8-1
30 x 30



W8-2
30 x 30



W8-3
30 x 30



W8-4
30 x 30



W8-5
30 x 30
36 x 36
48 x 48



W8-5A
24 x 18
30 x 24



W8-7
30 x 30



W8-8
30 x 30



W8-9
30 x 30



W8-12-1
36 x 36
48 x 48



W8-12-2
36 x 36
48 x 48



W8-13
30 x 30
48 x 48



W8-16
30 x 30



W8-17
36 x 36



W8-18
36 x 36



W8-19
36 x 36
48 x 48



W10-1
36"



W10-2
36 x 36
48 x 48



W10-3
36 x 36
48 x 48



W10-4
36 x 36
48 x 48



W11-1
30 x 30



W11-2
30 x 30



W11-3
30 x 30
48 x 48



W11-4
30 x 30



W11-5
30 x 30

WARNING SIGNS



W11-7
30 x 30



W11-8
30 x 30
36 x 36



W11-9
30 x 30
36 x 36



W11-10
30 x 30
48 x 48



W11-10-1
36 x 36



W11-11
30 x 30



W11-12
30 x 30



W11-13
30 x 30



W11-16
30 x 30



W11-19
30 x 30



W11-19A
30 x 30



W11-22
30 x 30



W11-22A
36 x 36



W11-25
36 x 36



W11-28
30 x 30



W12-2
36 x 36
48 x 48



W12-2-1
18 x 18
24 x 24
30 x 30



W12-2-2
24 x 12
36 x 12



W12-3
48 x 24
96 x 48



W13-1
18 x 18
24 x 24
30 x 30



W14-2
30 x 30



W14-2-1
36 x 36



W14-3
48 x 36



W14-5
30 x 30



W14-7
36 x 36
48 x 48



W14-20
24 x 12
24 x 18
24 x 24
30 x 30




W15-1
30 x 30



W15-2
30 x 30



W15-3
30 x 30



W16-1
18 x 18



W16-2L
12 x 36
18 x 36



W20-2
36 x 36
48 x 48



W20-3
36 x 36
48 x 48



W20-4
36 x 36
48 x 48

WARNING SIGNS



W20-5
36 x 36
48 x 48



W20-5-1
36 x 36
48 x 48



W20-5-2
36 x 36
48 x 48



W20-6
48 x 48



W20-7A
36 x 36
48 x 48



W20-9
36 x 36
48 x 48



W20-10
36 x 36
48 x 48



W20-10A
36 x 36
48 x 48



W20-11
48 x 48



W20-15
36 x 36
48 x 48



W21-2
30 x 30
36 x 36



W21-2-1
30 x 30



W21-4
36 x 36
48 x 48



W21-5-1
36 x 36



W21-5-2
36 x 36



W21-8
36 x 36
48 x 48



W21-9A
30 x 30



W21-13
36 x 36
48 x 48



W21-14
36 x 36
48 x 48



W21-16
36 x 36
48 x 48



W21-17
48 x 48



W23-1
96 x 48



W23-2
36 x 36

GUIDE & ROUTE MARKER SIGNS



G20-1
60 x 30
72 x 36



G20-1-1
60 x 30



G20-2A
60 x 24



G20-5L
30 x 24
48 x 36



G20-5R
30 x 24
48 x 36



G20-5S
30 x 24
48 x 36



G20-5SL
30 x 24
48 x 36



G20-5SR
30 x 24
48 x 36



G20-6
48 x 30



G20-6L
36 x 12
48 x 18



G20-6R
36 x 12
48 x 18



G20-7
24 x 18
36 x 36



M1-1
24 x 24
30 x 24
36 x 36
45 x 36



M1-4
24 x 24
30 x 24
36 x 36
45 x 36



M1-5
24 x 24
30 x 24
36 x 36
45 x 36



M2-1
21 x 15
30 x 18



M3-1
24 x 12
30 x 15



M3-2
24 x 12
30 x 15



M3-3
24 x 12
30 x 15



M3-4
24 x 12
30 x 15



M4-3
24 x 12
30 x 15



M4-4
24 x 12
30 x 15



M4-5
24 x 12
30 x 15



M4-6
24 x 12
30 x 15




M4-8
24 x 12
30 x 15



M5-1L
21 x 15
30 x 18



M5-2L
21 x 15
30 x 18



M6-1
21 x 15
30 x 18



M6-2L
21 x 15
30 x 18



M6-3
21 x 15
30 x 18

DESTINATION & DISTANCE SIGNS



D1-1
48 x 8
72 x 12



D1-2
48 x 16
72 x 24



D1-3
48 x 24
72 x 36



D2-1
48 x 16
72 x 24



D3-2
48 x 8
72 x 12



D3-3
48 x 16
72 x 24



D3-4
72 x 12
96 x 16



D3-5
72 x 21
96 x 28



D7-4
48 x 16
72 x 24



D9-2
24 x 24
30 x 30



D9-5
24 x 24



D9-14
24 x 24
30 x 30

GENERAL SIGNS

COMMON SIGNS

ROLL-UP SIGNS

CUSTOM SIGNS

OSHA SIGNS

REFACED SIGNS

HINGED SIGNS

ADA SIGNS

MAGNETIC SIGNS

ENGRAVED SIGNS

CAST LETTERING

CAST PLAQUES

CONE SIGNS

ALUMINUM BLANKS

SIGN SUPPLIES

COMMON SIGNS



12 x 18



12 x 18



12 x 18



18 x 24



12 x 18



18 x 24



18 x 12



18 x 12



18 x 12



12 x 18



12 x 18



12 x 18

ROLL-UP SIGNS



**REFLECTIVE ROLL-UP SIGNS IN VARIOUS LEGENDS
STANDARD SIGN COMES WITH FLAG HOLDER BRACKET AND ATTACHED FIBERGLASS RIBS**



ROLL-UP SIGN OVERLAYS



ROLL-UP RIB CLIPS



**ROLL-UP SIGN FLAG
HOLDER BRACKET**


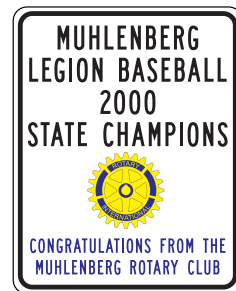




**ROLL-UP SIGN
CARRYING CASE**

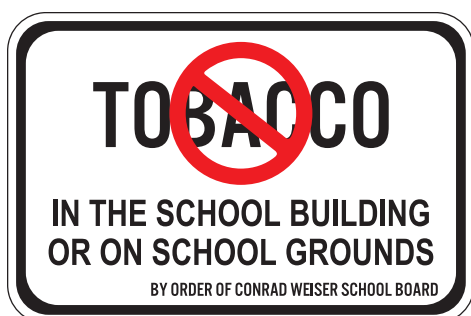
STANDARD LEGENDS FOR ROLL-UP SIGNS OTHER LEGENDS AVAILABLE ON REQUEST

36"x36" WORK AREA AHEAD
36"x36" FLAGGER SYMBOL
36"x36" ROAD WORK AHEAD
36"x36" ROAD CONSTRUCTION
36"x36" BE PREPARED TO STOP
36"x36" MOWING NEXT ____ MILES
36"x36" RIGHT LANE CLOSED
36"x36" SOBRIETY CHECK POINT
36"x36" STOP SIGN
36"x36" DETOUR
36"x36" ROAD CLOSED
36"x36" SURVEY CREW
36"x36" LITTER CREW
36"x36" ACTIVE WORK ZONE
36"x36" END ACTIVE WORK ZONE

48"x48" WORK AREA AHEAD
48"x48" FLAGGER SYMBOL
48"x48" ROAD WORK AHEAD
48"x48" ROAD CONSTRUCTION
48"x48" BE PREPARED TO STOP
48"x48" MOWING NEXT ____ MILES
48"x48" RIGHT LANE CLOSED
48"x48" SOBRIETY CHECK POINT
48"x48" STOP SIGN
48"x48" DETOUR
48"x48" ROAD CLOSED
48"x48" SURVEY CREW
48"x36" WORK ZONE TURN ON HEADLIGHT
48"x30" ROAD CLOSED




OSHA SIGNS




MONEY SAVING IDEAS



TAKE YOUR OLD FADED SIGNS AND REFACE THEM WITH A NEW REFLECTIVE FACE
SAVE APPROXIMATELY 1/3 THE COST OF A NEW SIGN
THE OLD SIGN NEEDS TO BE FLAT WITH LIMITED CRACKING





USE HINGED STOP SIGNS AT TRAFFIC LIGHT INTERSECTIONS IN CASE OF POWER FAILURES
SAVE ON RESPONSE TIME AND LABOR TIME, DECREASE ACCIDENT POTENTIAL



CENTER HINGED CONSTRUCTION SIGNS HELPS PROTECT SIGNS IN STORAGE

ADA SIGNAGE & SUPPLIES



CAST-IN-PLACE OR SURFACE-APPLIED DETECTABLE WARNING SURFACE TILE



ADA PARKING STALL SIGNAGE



ADA INDOOR SIGNS INCLUDE BRAILLE PRINTING



ADA PAINTED PARKING STALL




ADA STENCIL FOR PAINTING PARKING STALL

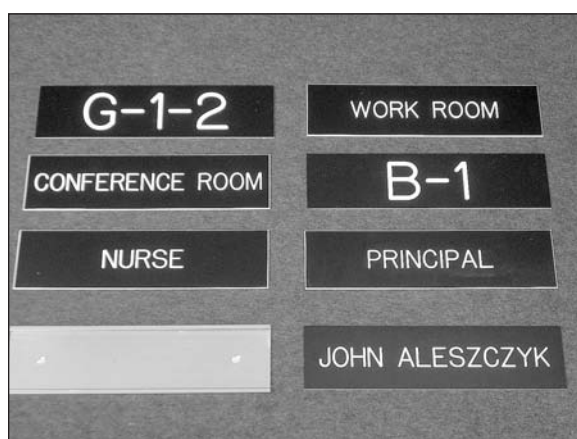
ALTERNATIVE SIGNAGE



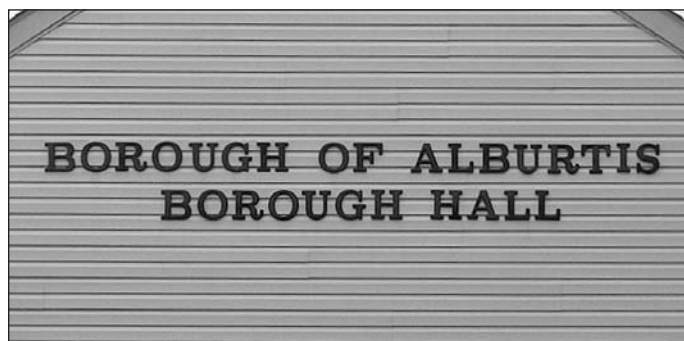
CUSTOM MAGNETIC SIGNS




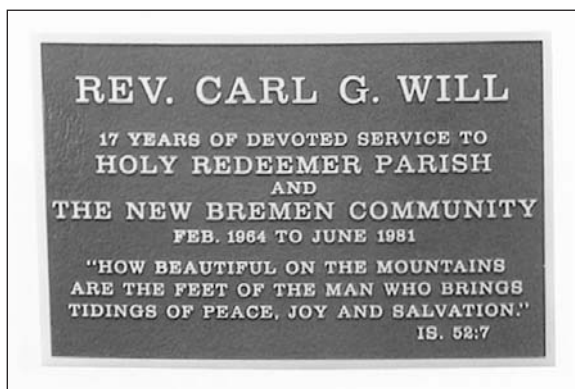

MAGNETIC SHEETING
CUT TO ANY SIZE



ENGRAVED SIGNS AND BRACKETS



CAST LETTERING IN VARIOUS FONTS AND COLORS
TEMPLATE CAN BE SUPPLIED TO HELP IN INSTALLATION



CUSTOM METAL PLAQUES

CONE SIGNS

*Improve
Safety!*

SNAP-ON TRAFFIC SIGNS

For Traffic Cones, Barrels and Delineators

*Reduce
Liability!*

DEVELOPED AS A RESULT OF RESEARCH BY THE FEDERAL HIGHWAY ADMINISTRATION

These directional reinforcement devices give supplemental standard warnings and directions creating SAFER TRAFFIC CONTROL in the work zone

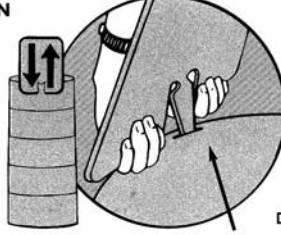
- Installs in seconds and firmly locks into place
- Reuseable, durable, all-weather ABS plastic with UV
- Used by over 2,900 cities and utility companies



EASY SNAP-ON SIGN



CONES



BARRELS

FITS LIKE A PAPER CLIP



DELINEATORS

To insert into barrel, cut a 2 1/2" slit here

- Available in LARGE VERTICAL of STANDARD HORIZONTAL sizes
- All standard messages in stock
- Custom signs available
- All signs available reflectorized

Patent No. 4,197,808

STANDARD HORIZONTAL

12 3/4" W x 10 1/2" L
REFLECTORIZED AVAILABLE

Custom Signs Available!



A100



AU15



AE10




KEPL



KEPR



HNDY



BCA2



A10L



A10R



WETC



NOSK



MENW



WKAB



2WKH



CAUT



SLOW



FOIL



FLOD



WP50



WETF



SNPD



B2W2



B2O2



STCL



RDCL



LNCL



SWCL



NOTT



OPTR



DET3



SURV



WETT



DNE3



STOP
Reflectorized red only



HHAT



SCHZ



SNLT



SNRT



R300



TOWZ



NP60



SNP6



FULL



EXIT



PARK


ALUMINUM BLANKS & SIGN SUPPLIES



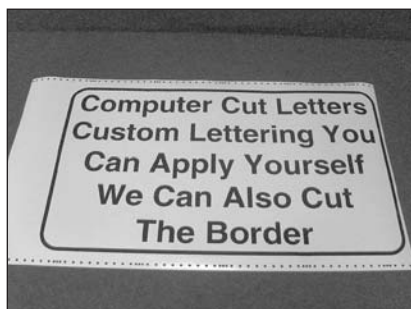

**ALUMINUM BLANKS AVAILABLE IN VARIOUS SIZES AND SHAPES:
5052 ALLOY, .080 THICKNESS, OTHER ALLOYS INCLUDE .063 & .040 THICKNESS**



**VERY REFLECTIVE SHEETING
AVAILABLE IN VARIOUS COLORS
AND SIZES. GRADES OF
REFLECTIVITY INCLUDE:
ENGINEER GRADE, HI-INTENSITY
AND DIAMOND GRADE**



**PRESHEETED ALUMINUM BLANKS WITH REFLECTIVE SHEETING
AVAILABLE IN VARIOUS SIZES AND COLORS**



**COMPUTER CUT LETTERING IN
VARIOUS COLORS AND SIZES
CAN BE PRESPACED
FOR EASE OF LAYOUT**



**DIE CUT LETTERING IN
VARIOUS COLORS AND SIZES IS
AVAILABLE IN HEAT
OR PRESSURE BACKING**

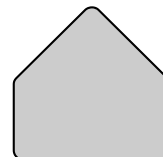
ALUMINUM SIGN BLANKS

SHAPE	SIZE	GUAGE	SHIPPING WEIGHT
Rectangle	12 X 18	.063	1.33 lbs.
Rectangle	12 X 6	.080	.56 lbs.
Rectangle	12 X 18	.080	1.69 lbs.
Rectangle	18 X 6	.080	.84 lbs.
Rectangle	24 X 6	.080	1.13 lbs.
Rectangle	30 X 6	.080	1.41 lbs.
Rectangle	36 X 6	.080	1.69 lbs.
Rectangle	24 X 8	.080	1.50 lbs.
Rectangle	24 X 10	.080	1.88 lbs.
Rectangle	24 X 12	.080	2.25 lbs.
Rectangle	21 X 15	.080	2.46 lbs.
Rectangle	18 X 24	.080	3.38 lbs.
Rectangle	24 X 18	.080	3.38 lbs.
Rectangle	24 X 30	.080	9.00 lbs.
Rectangle	24 X 36	.080	2.53 lbs.
Rectangle	30 X 36	.080	4.50 lbs.
Rectangle	36 X 12	.080	7.03 lbs.
Rectangle	12 X 36	.080	10.13 lbs.
Rectangle	48 X 24	.080	18.01 lbs.
Square	18 X 18	.080	3.74 lbs.
Square or Diamond	24 X 24	.080	5.84 lbs.
Square or Diamond	30 X 30	.080	8.42 lbs.
Diamond	36 X 36	.080	10.13 lbs.
Diamond	48 X 48	.080	18.01 lbs.
Octagon	24 X 24	.080	3.74 lbs.
Octagon	30 X 30	.080	5.84 lbs.
Octagon	36 X 36	.080	8.42 lbs.
Pentagon	30 X 30	.080	5.27 lbs.
Pentagon	36 X 36	.080	7.60 lbs.
Triangle	30 X 30 X 30	.080	3.06 lbs.
Triangle	36 X 36 X 36	.080	4.40 lbs.
Circle	30 X 30	.080	5.52 lbs.
Circle	36 X 36	.080	7.96 lbs.
No Passing Zone	36 X 48 X 48	.080	6.35 lbs.

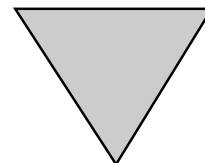
STANDARD SIZES




Rectangle



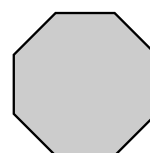
Pentagon



Triangle



Circle



Octagon



Street Name
Flat & Extruded

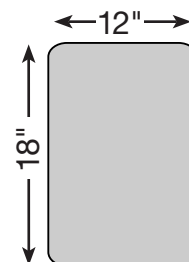
All blanks are fabricated per U.S. Bureau of Public Roads Standards.

Guages (thickness) in stock include:
.040 - .063 - .080

All blanks are chemically treated to meet ASTM B449 specification as pre-treatment for paint or reflective sheeting.

Please note on Signs or Blanks:

1st size shown is horizontal and
2nd size shown is vertical.
Example: 12" x 18" is:



SHAPE	SIZE	SHIPPING WEIGHT
Rectangle	6 X 18	1.48 lbs.
Rectangle	6 X 24	1.98 lbs.
Rectangle	6 X 30	2.48 lbs.
Rectangle	6 X 36	2.97 lbs.
Rectangle	9 X 18	1.94 lbs.
Rectangle	9 X 24	2.58 lbs.
Rectangle	9 X 30	3.22 lbs.
Rectangle	9 X 36	3.87 lbs.
Rectangle	9 X 42	4.51 lbs.
Rectangle	9 X 48	5.16 lbs.

EXTRUDED ALUMINUM STREET BLADES

SIGN POSTS & STANDS

BREAKAWAY POST SYSTEMS

POST DRIVE CAPS

POST PULLERS

AUTOMATIC POST DRIVERS

V-LOK POST SYSTEMS

STEEL POST SLEEVES


PORTABLE SIGN STANDS

SIGN STANDS (NCHRP-350 CERTIFIED)


SIGN POSTS & ACCESSORIES



SIGN POST INVENTORY IS STORED INSIDE TO ENSURE THAT A QUALITY PRODUCT IS DELIVERED TO OUR CUSTOMERS



**GREEN ENAMEL
U-CHANNEL POST**




**GALVANIZED
U-CHANNEL POST**



**GALVANIZED
SQUARE POST**



**GALVANIZED
ROUND POST**




**LAP SPLICE
BREAKAWAY
ASSEMBLED**




**LAP SPLICE
BREAKAWAY
HARDWARE**



**MINUTE MAN
BREAKAWAY
ASSEMBLED**



**MINUTE MAN
BREAKAWAY
HARDWARE**




**SQUARE POST
BREAKAWAY
ASSEMBLED**




CORNER BOLT

SIGN POSTS & ACCESSORIES



**JUNIOR DRIVE CAP
U-CHANNEL POST**



**HEAVY DUTY DRIVE CAP
U-CHANNEL POST**




**SQUARE POST
DRIVE CAP**




**2 3/8" ROUND POST
DRIVE CAP**



**JACK HAMMER
U-CHANNEL DRIVER**



**SHORT HANDLE
SLIDING POST DRIVER**



**LONG HANDLE
SLIDING POST DRIVER**



**JACK STYLE
POST PULLER**



PNEUMATIC POST DRIVER



JACK HAMMER DRIVER

SIGN POSTS & ACCESSORIES



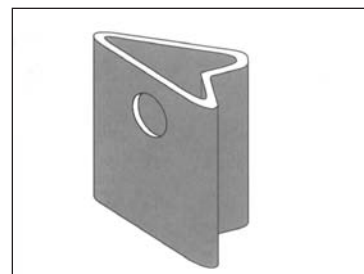
V-LOCK SYSTEMS FOR ROUND, SQUARE AND U-CHANNEL POSTS



V-LOCK SYSTEMS FOR GROUND MOUNTING



V-LOCK SYSTEMS FOR CONCRETE MOUNTING




V-LOCK WEDGE




**STEEL SLEEVE FOR WOODEN POSTS
SIZES 4" x 4", 4" x 6" & 6" x 6"**



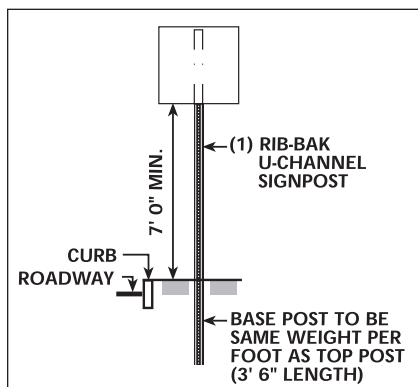
**CONCRETE SIGN STAND
WITH POST STUB INSERT**



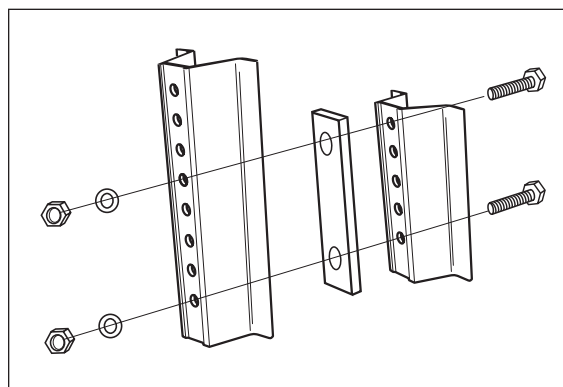
IN-81 SIGN STAND WITH POST STUB



**REAL ESTATE STYLE
SIGN HOLDER**



POST HEIGHT REQUIREMENTS




LAP SPLICE INSTALLATION DIAGRAM

SIGN STANDS



E-350 TRIPOD STAND

**E-350 TRIPOD SIGN STAND
NCHRP-350 CERTIFIED FOR ALUMINUM SIGNS
STAND INCLUDES GALVANIZED SQUARE TUBE
DESIGN AND ATTACHED FLAG HOLDER**




C-102 COMPACT STAND

**C-102 COMPACT SIGN STAND
NCHRP-350 CERTIFIED FOR ROLL-UP SIGNS
UNIVERSAL HOLDING BRACKETS THAT ACCEPTS ANY ROLL-UP
DESIGN, LEG EXTENSIONS AND FOOT RELEASE**



X-550 COIL SPRING STAND

**X-550 SERIES SIGN STANDS
NCHRP-350 CERTIFIED FOR ROLL-UP & ALUMINUM SIGNS
INCLUDES FLAG HOLDING BRACKET, FOOT RELEASE
AND DUAL COIL SPRING DESIGN**



SIGN BRACKETS & HARDWARE

STREET ID BRACKETS

ARM BRACKETS

CAB 1 BRACKETS

SIGN FIX BRACKETS

Z-BAR BRACKETS

BANDING SUPPLIES

VANDAL PROOF BOLTS

RIVETS

BRACKET APPLICATIONS

SIGN BRACKETS & HARDWARE




NU180F SUPR-LOK
U-CHANNEL POST
MOUNTING
FOR FLAT STREET ID




NU180X SUPR-LOK
U-CHANNEL POST
MOUNTING FOR EXTRUDED
STREET ID




OL90F SUPR-LOK
U-CHANNEL POST
MOUNTING
FOR FLAT STREET ID




OL90X SUPR-LOK
U-CHANNEL POST
MOUNTING FOR EXTRUDED
STREET ID




990F SUPR-LOK
90 DEGREE CROSS
BRACKET
FOR FLAT STREET ID




990X SUPR-LOK
90 DEGREE CROSS
BRACKET FOR
EXTRUDED STREET ID




457F UNIVERSAL
45 & 180 DEGREE
CROSS BRACKET
FOR FLAT STREET ID




457X UNIVERSAL
45 & 180 DEGREE
CROSS BRACKET FOR
EXTRUDED STREET ID




922F SUPR-LOK
2 3/8" ROUND POST
MOUNTING
FOR FLAT STREET ID



922X SUPR-LOK
2 3/8" ROUND POST
MOUNTING FOR
EXTRUDED STREET ID



97SQF SUPR-LOK
2" SQUARE POST
MOUNTING
FOR FLAT STREET ID



97SQX SUPR-LOK
2" SQUARE POST
MOUNTING FOR
EXTRUDED STREET ID



U POST ADAPTER
U-CHANNEL POST
CONVERT TO ROUND




PYRAMID STYLE CAP
2" SQUARE POST
DECORATIVE CAP



DIRECT SIDE MOUNT
U-CHANNEL POST
MOUNTING



Z238 BRACKET
2 3/8" ROUND POST
MOUNTING



METRO WING #4
U-CHANNEL SQUARE
ROUND POST
or WALL MOUNTING



METRO WING #8
U-CHANNEL SQUARE
ROUND POST
or WALL MOUNTING




MMS ARM BRACKET
U-CHANNEL SQUARE
ROUND POST
or WALL MOUNTING




CAB 1 BRACKET
MOUNTING TWO
CHEVRON SIGNS

SIGN BRACKETS & HARDWARE



NU180F 12" BRACKET
U-CHANNEL POST
MOUNTING
FOR FLAT STREET ID



NU180X 12" BRACKET
U-CHANNEL POST
MOUNTING FOR
EXTRUDED STREET ID



OL90F 12" BRACKET
U-CHANNEL POST
MOUNTING
FOR FLAT STREET ID




OL90X 12" BRACKET
U-CHANNEL POST
MOUNTING FOR EXTRUDED
STREET ID




990F 12" BRACKET
90 DEGREE CROSS
BRACKET
FOR FLAT STREET ID




990X 12" BRACKET
90 DEGREE CROSS
BRACKET FOR
EXTRUDED STREET ID




922F 12" BRACKET
2 3/8" ROUND POST
MOUNTING
FOR FLAT STREET ID




922X 12" BRACKET
2 3/8" ROUND POST
MOUNTING FOR
EXTRUDED STREET ID




97SQF 12" BRACKET
2" SQUARE POST
MOUNTING
FOR FLAT STREET ID




97SQX 12" BRACKET
2" SQUARE POST
MOUNTING FOR
EXTRUDED STREET ID



FLARED LEG BRACKET
ALUMINUM OR
STAINLESS STEEL




**STRAIGHT LEG
BRACKET**
ALUMINUM OR
STAINLESS STEEL




**UNIVERSAL CHANNEL
CLAMP**
USED WITH
SIGN FIX CHANNEL



RSJ CLAMP
USED WITH
SIGN FIX CHANNEL



SADDLE BRACKET
USED WITH Z-BAR



Z-BAR BRACKET



**STAINLESS STEEL
BANDING**



BANDING CLIPS
USE WITH
STAINLESS STEEL BANDING



BANDING TOOL




HOSE CLAMPS
STAINLESS STEEL

SIGN BRACKETS & HARDWARE



**2 1/2" ONE-WAY BOLT
& BREAKAWAY NUT**



**ONE-WAY BOLT
& BREAKAWAY NUT
INSTALLED**




**2 1/2" TUF NUT BOLT
& TUF NUT**



**TUF NUT BOLT AND NUT
INSTALLED**




DRIVE RIVETS



DRIVE RIVET INSTALLED



**#26 RIVET w/SLEEVE
AVAILABLE IN
VARIOUS SIZES**




**#26 RIVET w/SLEEVE
INSTALLED**




**PLATED 2 1/2" HEX
BOLT AND NUT**



**ALUMINUM 2 1/2" HEX
BOLT AND NUT**



3" SIGN SAVERS



**PLASTIC WASHER
PLATED LOCK WASHER
ALUMINUM LOCK WASHER**



SET SCREWS



**PRP38 SET SCREWS
WITH VANDAL PROOF PIN**



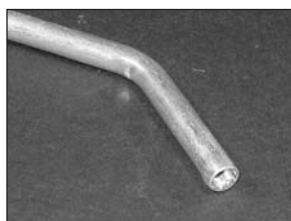
VPA12 BOLTS



BHP76 BOLTS



**ALLEN WRENCH
FOR STANDARD AND
PRP38 SET SCREWS**



**INSTALLATION TOOL
FOR VPA12 BOLTS**




**INSTALLATION TOOL
FOR MULTI-TOOTH**




**ONE-WAY BOLT
ONE-WAY NUT**

BRACKET APPLICATION





SIGN FIX BRACKETS
AND UNIVERSAL CLIPS FOR
OVERHEAD
MAST ARM ASSEMBLY

SIGN FIX BRACKETS
AND RSJ CLAMPS FOR
U-CHANNEL OR
WOODEN POST ASSEMBLY



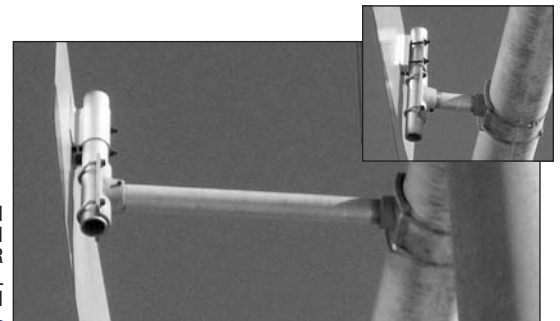
REDUCE COST AND LABOR
BY ELIMINATING TWO POST
MOUNTING ON YOUR CHEVRON
SIGNS BY USING A CAB 1 BRACKET

Z-BAR AND SADDLE BRACKET
FOR OVERHEAD
MAST ARM ASSEMBLY



SPAN WIRE BRACKET FOR
OVERHEAD SPAN WIRE MOUNTING

MAST ARM
EXTENSION
BRACKET FOR
DIAGONAL
MAST ARM



MMS ARM BRACKET CAN BE MOUNTED TO JUST ABOUT ANY POST OR FLAT SURFACE IN YOUR MUNICIPALITY
THE BRACKET IS STRONG ENOUGH TO HOLD UP TO THREE STREET NAME SIGNS

ROADWAY MARKING PRODUCTS

MARKING PAINT

TRAFFIC PAINT

ATHLETIC PAINT

PAINT STRIPERS

GLASS BEADS

ROAD MARKING TAPES

SURVEYOR FLAGS & TAPES

PAINT STENCILS

PAINTS & ROADWAY MARKING PRODUCTS



MARKING PAINT



TRAFFIC PAINT



**SUPER SUPREME
TRAFFIC PAINT**



ATHLETIC PAINT



**MARKING PAINT
PISTOL HOLDER**



**MARKING PAINT
WAND HOLDER**



**ATHLETIC PAINT
SUPER STRIPPER**



**TRAFFIC PAINT
SUPER STRIPPER**



**5-GALLON TRAFFIC PAINT
QUICK DRY LATEX**











**55-GALLON DRUMS
TRAFFIC PAINT
QUICK DRY LATEX**




**GLASS BEADS
50# BAGS**

APWA / ULCC TEMPORARY MARKING STANDARD

	WHITE - Proposed Excavation
	PINK - Temporary Survey Markings
	RED - Electric Power Lines, Cables, Conduit and Lighting Cables
	YELLOW - Gas, Oil, Steam, Petroleum or Gaseous Materials
	ORANGE - Communication, Alarm or Signal Lines, Cable or Conduit
	BLUE - Potable Water
	PURPLE - Reclaimed Water, Irrigation and Slurry Lines
	GREEN - Sewers and Drain Lines


PAINTS & ROADWAY MARKING PRODUCTS




TEMPORARY PAVEMENT TAPE




STAMARK PAVEMENT MARKING TAPE




THERMOPLASTIC FOR CROSSWALKS AND STOP BARS IS AVAILABLE IN VARIOUS SIZE ROLLS AND STRIPES



THERMOPLASTIC IN VARIOUS LEGENDS AND SYMBOLS



THERMOPLASTIC HEAT GUN



SURVEYOR TAPE





SURVEYOR FLAGS



LUMBER CRAYONS AVAILABLE IN YELLOW & RED

PAINTS & ROADWAY MARKING PRODUCTS



**100% VIRGIN POLYMER STENCILS DESIGNED TO MEET D.O.T. SPECIFICATIONS
1/8" THICK MATERIAL MADE TO WITHSTAND HEAVY USE AND EASY CLEAN-UP**

4" LETTER/NUMBER	"R" FOR RR CROSSING 60"	8" HANDICAP	12" LOADING
6" LETTER/NUMBER	"R" FOR RR CROSSING PD 78"	8" MANAGER	12" FIRE
8" LETTER/NUMBER	"R" FOR RR CROSSING FED 72"	8" LOADING	12" LANE
10" LETTER/NUMBER	"X" FOR RR CROSSING	8" STAND	12" ZONE
12" LETTER/NUMBER	"X" FOR RR CROSSING PD	8" CHIEF	12" RESERVED
18" LETTER/NUMBER	4" STOP BAR	8" FIRE	18" NO
24" LETTER/NUMBER	6" STOP BAR	8" LANE	18" PARKING
36" LETTER/NUMBER	12" STOP BAR	8" ZONE	18" FIRE
48" LETTER/NUMBER	16" STOP BAR	8" TAXI	18" ZONE
72" LETTER/NUMBER	24" STOP BAR	8" MANAGER	18" LANE
96" LETTER/NUMBER	4" NO PARKING	8" DOCTOR	18" ONLY
4" LETTERS A-Z	4" VISITOR	8" PRESIDENT	18" ONE
4" NUMBERS 0-9	4" FIRE	8" VICE	18" WAY
6" LETTERS A-Z	4" LANE	8" COMPACT	18" DRIVE
6" NUMBERS 0-9	4" RESERVED	8" CARS	18" THRU
8" LETTERS A-Z	4" LOADONG	10" NO PARKING	18" EXIT
8" NUMBERS 0-9	4" NO SKATEBOARDING	10" VISITOR	18" ENTER
10" LETTERS A-Z	4" NO DIVING	10" SENIOR	24" NO
10" NUMBERS 0-9	4" NO RUNNING	10" MANAGER	24" PARKING
12" LETTERS A-Z	4" NO ROLLERBLADING	10" LOADING	24" FIRE
12" NUMBERS 0-9	4" ZONE	10" STAND	24" ZONE
18" LETTERS A-Z	6" NO PARKING	10" ASST.	24" LANE
18" NUMBERS 0-9	6" VISITOR	10" CHIEF	24" ONE
24" LETTERS A-Z	6" EXIT	10" FIRE	24" WAY
24" NUMBERS 0-9	6" NO SMOKING	10" LANE	24" DRIVE
HANDICAP , 18"x12"	6" RESERVED	10" ZONE	24" THRU
HANDICAP , 32"x24"	6" HANDICAP	10" TAXI	24" EXIT
HANDICAP , 44"x38"	6" NO SKATEBOARDING	10" MANAGER	24" ENTER
33"x18" ARROW	6" NO DIVING	10" DOCTOR	24" LOADING
22" STRAIGHT ARROW	6" NO RUNNING	10" PRESIDENT	BARRICADE STRIPE
24" CURVE ARROW	6" NO ROLLERBLADING	10" RESERVED	33" FIRE HYDRANT
5' STRAIGHT ARROW	6" LOADING	10" VICE	37" MALTESE CROSS
5' CURVE ARROW	6" ZONE	10" COMPACT	60" PEDESTRIAN CROSS
6' STRAIGHT ARROW	6" LANE	10" CAR	48" BIKE LANE
6' CURVE ARROW	6" FIRE	12" NO	60" BIKE LANE
6' STRAIGHT/CURVE ARROW	8" NO PARKING	12" PARKING	40" BIKE LANE TRAIL
FEDERAL STRAIGHT ARROW	8" VISITOR	12" VISITOR	42" NO BIKE SYMBOL
FEDERAL CURVE ARROW	8" ASST	12" EXIT	72" BICYCLE DIAMOND
PA STRAIGHT ARROW	8" SENIOR	12" ENTER	FOOTBALL FIELD 36"
PA CURVE ARROW	8" RESERVED	12" ONLY	FOOTBALL FIELD 72" KIT

ROADWAY DELINEATOR PRODUCTS

FLEXIBLE POSTS

HYDRANT MARKERS

GUARDRAIL MARKERS

PLASTIC BARRICADES

TRAFFIC CONES

BARRICADE LIGHTS


HIGHWAY MARKERS




**ALL FLEXIBLE POSTS ARE DESIGNED TO WITHSTAND AN AUTOMOBILE IMPACT
AND RETURN TO THE UP-RIGHT POSITION**



**GREENLINE MARKERS MADE
FROM RECYCLED PLASTIC
TWO PIECE DESIGN
FOR EASY INSTALLATION**



**SAFE HIT MARKERS MADE FROM
RECYCLED PLASTIC
SPECIAL DESIGN
FOR EASY REMOVAL**



**CARSONITE MARKERS MADE
FROM RECYCLED PLASTIC
AND FIBERGLASS
FOR EXTRA STRENGTH**



**GREENLINE MARKERS IN USE
ON INSIDE OF CURVE FOR SNOW
PLOWING LOCATION**



**SAFE HIT MARKERS IN USE TO
LOCATE CURBING DURING SNOW
PLOWING OPERATIONS**



**CARSONITE MARKERS IN USE TO
MARK DANGEROUS CURVE AND
SUDDEN DROP OFF**


HIGHWAY MARKERS




ONE PIECE GREENLINE MARKER
WITH CUSTOM DECALS
TO MARK FIRE HYDRANTS



COIL SPRING
AND REFLECTIVE
FIBERGLASS ROD
ATTACHED TO
THE FIRE HYDRANT



SAFE-HIT
FIRE HYDRANT
MARKER



TWO PIECE
GREENLINE DRIVER
AND ONE PIECE
GREENLINE DRIVER




CARSONITE PILOT
HOLE STARTER



GREENLINE SURFACE MOUNT
MARKER USED TO MARK
LOADING DOCKS



GREENLINE SURFACE MOUNT
MARKER MOUNTED
ON ASPHALT



GREENLINE SURFACE
MOUNT BASE



BUTYL PAD FOR ADHEREING
SURFACE BASE



SAFE-HIT SURFACE MOUNT
MARKER USED TO MARK
CONCRETE ISLAND




SAFE-HIT SURFACE MOUNT
MARKER MOUNTED
ON CONCRETE



SAFE-HIT SURFACE
MOUNT BASE




2 PART EPOXY KIT FOR
ADHEREING SURFACE BASE




TEMPORARY OVERLAY MARKERS



FLEXIBLE GUARDRAIL
MARKERS




STEEL OR PLASTIC
GUARDRAIL MARKERS




3" ROUND PLASTIC
REFLECTORS

BARRICADES



FLASHER FLARE PLASTIC BARRICADE

LIGHT WEIGHT FOR QUICK SET-UP AND BREAK DOWN (FOR ADDED WEIGHT, ATTACH SAND BAGS TO LEGS)



SENTINEL PLASTIC BARRICADE

BARRICADE LEGS CAN BE FILLED WITH SAND OR WATER FOR ADDED WEIGHT IN WINDY CONDITIONS



**24" FLASHER FLARE
A-FRAME BARRICADE**




**24" SENTINEL
A-FRAME BARRICADE
(SAND FILLABLE LEGS)**




**TRAFFIC BARREL WITH 4
REFLECTIVE COLLARS**

BARRICADE ACCESSORIES




TRAFFIC CONES

28" CONES AVAILABLE IN
7 AND 10 POUND WITH
OR WITHOUT CONE COLLARS



CONE COLLARS

HIGH INTENSITY SHEETING CUT TO FIT
THE CURVE OF THE CONE



TRAFFIC CONE HOLDER

MOUNT ON VEHICLE TO NEATLY STORE
YOUR CONES



BARRICADE LIGHTS



6-VOLT BATTERIES



BARRICADE LIGHTS TYPE B



TYPE III BARRICADE MADE WITH SQUARE
POSTS AND PLASTIC OR PLYWOOD PANELS

SAFETY PRODUCTS

PERSONAL PROTECTIVE WEAR

HAND CLEANERS

ROAD FLARES

BARRIER TAPES

REFLECTIVE TRUCK TAPE

SAFETY FLAGS

SAFETY VESTS

RAIN SUITS

TYVEK COVERALLS

STOP/SLOW PADDLES

OVERSIZE LOAD BANNERS

SAFETY SUPPLIES



HARD HATS
6 POINT CONNECTION



SAFETY GLASSES
CLEAR, GREY AND AMBER



EAR PLUGS



FOAM EAR PLUGS



LEATHER WORK GLOVES



RUBBER GLOVES




GOJO HAND CLEANER




HAND SWIPES



30 MINUTE ROAD FLARES
36 PER CASE



TRIANGLE SAFETY KIT
WEIGHTED BASE AND
STORAGE CASE



SAFETY TRIANGLE
ALUMINUM BACKED OR
ADHESIVE DECAL



BARRIER TAPE



FLOOR TAPE



REFLECTIVE TRUCK TAPE




INCREASE NIGHT VISIBILITY


SAFETY SUPPLIES



VINYL SAFETY FLAGS



FLAGGER FLAGS



MESH SAFETY FLAGS



**LIME-GREEN VEST
CLASS II**



**LIME-GREEN VEST
CLASS III**



LIME-GREEN PANTS



TYVEX COVERALLS



RAIN SUITS




CONVEX MIRRORS



**SCHOOL CROSSING
STOP PADDLE**



STOP/SLOW PADDLES WITH QUICK SNAP RELEASE



OVERSIZE AND WIDE LOAD BANNERS

CONSTRUCTION EQUIPMENT

SHOVELS

ASPHALT LUTES

ROAD RAKES

STREET BROOMS

CRACK SEAL SQUEEGEES

DUCT TAPE

ORANGE SOLV

SAFETY FENCE

METAL DETECTORS

MEASURING WHEELS

GEOTEXTILE FABRICS


CAR STOPS

SPEED BUMPS

PLASTIC PARK PRODUCTS

CAR & TRUCK LETTERING

CONSTRUCTION HAND TOOLS



SHOVELS
CONTRACTOR GRADE
WOODEN HANDLE




SHOVELS
CONTRACTOR GRADE
FIBERGLASS HANDLE




DIGGING BAR
PRY BAR



SIDEWALK
SCRAPER



STEEL
TAMPER



ASPHALT ROAD RAKES
SHORT AND EXTENDED HANDLE




30" ASPHALT LUTE



BRUSKE BROOM HEAD
HEAVY POLY BRISTLE AND
METAL HANDLE BRACKET




POLY BROOM HEAD
LIGHT POLY BRISTLE



NATURAL BROOM HEAD
STIFF PAYMYRA BRISTLE




BRUSKE BROOM HANDLE
AND TAPERED
BROOM HANDLE



STEEL BROOM HEAD



CRACK SEAL SQUEEGEES
"V" AND "U" SHAPED




STRIKING TOOLS
SLEDGE HAMMER, PICK
& MATTOCK

CONSTRUCTION EQUIPMENT



**3M SUPER 77
ADHESIVE SPRAY**




4" DUCT TAPE




**ORANGE SOLVENT
1 GALLON**



**ORANGE SOLVENT
5 GALLON**




12" PETROTAC




SAND BAGS



MANHOLE LOCATORS



SAFETY FENCE



MEASURING WHEEL

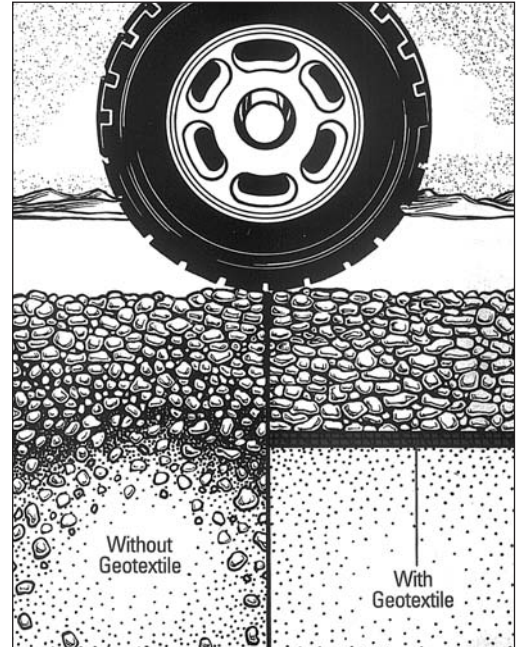



FLAGS AND ACCESSORIES




SCHONSTEDT METAL DETECTORS

CONSTRUCTION EQUIPMENT



**GEOTEXTILE FABRICS CAN HELP SOLVE DRAINAGE AND GROUND STABILIZATION PROBLEMS
ABOVE PHOTOS SHOW AMOCO'S 2000 SERIES USED FOR GROUND STABILIZATION FOR PAVED AND UNPAVED ROADWAYS**




**STRAW EROSION CONTROL BLANKETS
ALL EROSION CONTROL BLANKETS CAN BE PRESEEDED WITH ANY SEED MIX**





**FLEXIBLE OPEN WEAVE GEOTEXTILE DESIGNED TO HOLD SEEDS
AND SOIL IN PLACE UNTIL VEGETATION IS ESTABLISHED**


CONSTRUCTION EQUIPMENT



RECYCLED RUBBER CAR STOPS AND SPEED BUMPS
REFLECTIVE BEADS ARE IMBEDDED DURING THE MOLDING PROCESS TO RESIST WARPING
LIGHT WEIGHT FOR EASY INSTALLATION




RECYCLED PLASTIC CAR STOPS AND SPEED BUMPS
SOLID MOLDING PROCESS TO REDUCE WARPING
LIGHT WEIGHT FOR EASY INSTALLATION




CONCRETE CAR STOPS


RECYCLED PLASTIC LUMBER PRODUCTS



**RECYCLED PLASTIC PICNIC TABLES AND BENCHES
DURABLE PLASTIC PRODUCTS RESIST SPLINTERING, ROTTING AND FADING**



**RECYCLED PLASTIC LUMBER COMES IN MANY SIZES AND COLORS
ULTRA VIOLET STABILIZERS ARE ADDED TO RESIST FADING**



PLANTERS AND TRASH RECEPTACLES

TRUCK AND CAR LETTERING



MILLER MUNICIPAL SUPPLY CAN LETTER YOUR CAR OR TRUCK WITH A CUSTOM LAYOUT



WE CAN APPLY THE DECALS OR CUT THEM SO YOU CAN DO THE INSTALLATION YOURSELF



CREATE AN UNIQUE LOGO SO YOU STAND OUT FROM YOUR COMPETITION